



Economics of climate change adaptation at the local scale under conditions of uncertainty and resource constraints: the case of Durban, South Africa

The paper was written by a consortium of South African economists, ecologists and sociologists in partnership with municipal officials at eThekweni Municipality's Environmental Planning and Climate Protection Department. Anton Cartwright is a Mistra Urban Futures Researcher at the African Centre for Cities; Professor James Blignaut is affiliated to the Department of Economics, University of Pretoria; Professor Martin De Wit is an Associate at the School of Public Leadership, Stellenbosch University and runs his own economic advisory and consulting firm; Karen Goldberg and Myles Mander run successful sustainable development knowledge consultancies; Dr Sean O'Donoghue manages the Climate Protection Branch of that department; and Dr Debra Roberts heads eThekweni Municipality's Environmental Planning and Climate Protection Department.

Addresses: Anton Cartwright, Mistra Urban Futures Researcher, African Centre for Cities, University of Cape Town, Private Bag X3, Rondebosch, South Africa; e-mail: anton.cartwright@uct.ac.za

James N Blignaut, Department of Economics, University of Pretoria, Pretoria, South Africa; e-mail: jnblignaut@gmail.com

ANTON CARTWRIGHT, JAMES BLIGNAUT, MARTIN DE WIT, KAREN GOLDBERG, MYLES MANDER, SEAN O'DONOGHUE AND DEBRA ROBERTS

ABSTRACT This paper describes the design and application of a benefit-cost model to the city of Durban's (South Africa) climate change adaptation options. The approach addresses the inability to compile an accurate damage-cost function for economic prioritizations at the local level. It proposes that uncertainty over climate impacts and the efficacy of adaptation responses, in conjunction with the lack of economic data, high levels of economic informality and inequality make it difficult to link adaptation efforts to positive GDP impact in Durban. Instead, the research based its calculations of "benefits" on the number of people impacted and the extent of the welfare benefits imparted by the respective adaptation efforts. It also took into account the uncertainty over future events, capacity constraints, priorities of decision makers and the risk of maladaptation. The results were reported as benefit-cost ratios for 16 clusters of interventions (many of which were primarily the responsibility of one municipal department or agency) in each of four future scenarios (defined by minor or major climate change and weak or strong socio-institutional capacity). The paper presents and discusses the benefit-cost ratios and total benefits for each of the intervention clusters in each of the future scenarios. It emphasizes how these are influenced by choices of time frames. It also highlights how the most efficient interventions across all futures and time frames tend to be socio-institutional – for instance the creation of a cross-sectoral disaster management forum, sea level rise preparedness and early warning system, and creating climate change adaptation capacity within the water services unit. Ecosystem-based adaptation measures had moderate benefit-cost ratios, probably because in Durban the land that needs to be purchased for this is relatively expensive. Infrastructure-based clusters generally had the lowest benefit-cost ratios.

KEYWORDS adaptation / benefit-cost / damage-cost function / Durban / uncertainty

I. INTRODUCTION

Cities have begun responding to climate change impacts in a variety of different ways. Urban environments, especially in the global South, are places of flux, and the ongoing changes to their spatial form, infrastructure and functioning offer opportunities to increase adaptive capacity and

reduce climate risk in ways, and with an urgency, that are not always available to nation states and protracted international negotiation processes. It is, however, too early to pronounce on the success or otherwise of city-scale climate change adaptation programmes.⁽¹⁾ On the contrary, the international advocacy for radical, rapid and transformative change⁽²⁾ is supported only by anecdotes of the nascent efforts of cities that have tentatively begun to engage the challenge.

Among the pioneering cities, Durban has established a reputation as an early adaptor⁽³⁾ – a status that contributed to the city being awarded the right to host the United Nations Framework Convention on Climate Change's Conference of Parties (COP17/ CMP7) in 2011. Durban is a middle-income African city of 3.6 million people residing under highly unequal social, economic and environmental conditions. It is the anticipation that climate change could undermine development efforts and exacerbate the plight of the city's most vulnerable residents that has given rise to a strong adaptation effort. The urban landscape in Durban is a composite of commercial buildings, formal and informal settlements and peri-urban agricultural land. Most of the city's poorest people live on the municipality's environmentally compromised fringes, far from economic and employment opportunities in the city centre. This disparate socioeconomic context places a premium on development and the creation of economic opportunities, and necessitates that development priorities be considered in climate change adaptation efforts.

The climate adaptation work of eThekweni Municipality (the local government responsible for planning and managing the city of Durban) is coordinated under the Municipal Climate Protection Programme (MCPPE). The approach adopted by the MCPPE⁽⁴⁾ suggests that climate change adaptation in Durban needs to move beyond decisions regarding "...what [in the natural and social environment] is to be preserved and what is expendable" to a better understanding of what "...can be reformed or gained."⁽⁵⁾ In this way the programme sets its sights not on "functional persistence",⁽⁶⁾ but on transforming Durban's development pathway.

II. UNDERSTANDING THE DECISION-MAKING CHALLENGE IN A MIDDLE-INCOME AFRICAN CITY

In the quest to anticipate Durban's adaptation needs, eThekweni Municipality has gone to considerable lengths to understand current and future climate change risks.⁽⁷⁾ Unusually for a developing country city, it has also formulated responses to these risks: in 2009, a study of the options in the water, health and disaster management sectors identified 47 sector-specific municipal adaptation options, some of which are currently being implemented.⁽⁸⁾ The implementation of these options competes for resources and political support with other development processes and projects in the municipality. It is therefore important that proposed climate change adaptation projects deliver as much benefit as possible, that this benefit relates not only to climate challenges but also to infrastructure and service delivery backlogs, inequality and the lack of economic opportunity that define the city of Durban, and that these options deliver benefit in a manner that makes efficient use of the available resources.

Martin P De Wit,
Stellenbosch University,
School of Public Leadership
and De Wit Sustainable
Options, PO Box 546,
Brackenfell, 7561; e-mail:
martin@sustainableoptions.
co.za

Karen Goldberg,
Independent Researcher,
Kaia Africa, PO Box 323,
Muizenberg, 7950, Cape
Town, South Africa; e-mail:
karen.goldberg@gmail.com

Myles Mander, Owner of
FutureWorks Consultancy,
PO Box 2984, Knysna, 6570,
South Africa; e-mail: myles@
futureworks.co.za

Sean O'Donoghue,
Environmental Planning
and Climate Protection
Department, eThekweni
Municipality, PO Box 680,
Durban, 4000; e-mail:
Sean.O'Donoghue@durban.
gov.za

Debra Roberts,
Environmental Planning
and Climate Protection
Department, eThekweni
Municipality, PO Box 680,
Durban, 4000; e-mail:
robertsd@durban.gov.za

1. Stainforth, D, T Downing,
R Washington, A Lopez and
M New (2007), "Issues in
the interpretation of climate
model ensembles to inform
decisions", *Philosophical
Transactions of the Royal
Society* Vol 365, pages
2163–2177.

2. Stern, N, S Peters, V Bakhshi,
A Bowen, C Cameron,
S Catovsky, D Crane, S
Cruickshank, S Dietz, N
Edmonson, S-L Garbett, L
Hamid, G Hoffman, D Ingram, B
Jones, N Patmore, H Radcliffe,
R Sathiyarajah, M Stock, C
Taylor, T Vernon, H Wanjie
and D Zenghelis (2006), *Stern
Review: The Economics of
Climate Change*, HM Treasury,
London 575 pages; also
UNEP (2011), "Towards a
green economy: pathways
to sustainable development
and poverty eradication", 21
February, available at http://www.unep.org/greeneconomy/Portals/88/documents/ger/GER_synthesis_enpdf;

McKinsey & Co (2009), "Shaping climate resilient development: a framework for decision-making", Report of the Economics of Climate Adaptation (ECA) Working Group, McKinsey & Co, New York, 164 pages; World Wide Fund for Nature (WWF) (2011), *The Energy Report: 100 Per Cent Renewable Energy by 2050*, World Wide Fund for Nature, Wageningen, 256 pages; Ernst & Young (2011), "Turn risks and opportunities into results; exploring the top 10 risks and opportunities for the government and public sector", Report produced by Ernst & Young and Oxford Analytica, available at www.ey.com/top10challenges; and Pelling, M (2011), *Adaptation to Climate Change: From Resilience to Transformation*, Routledge, London, 224 pages.

3. Roberts, D (2008), "Thinking globally, acting locally: institutionalizing climate change at the local government level in Durban, South Africa", *Environment and Urbanization* Vol 20, No 2, October, pages 521–538; also Carmin, J, I Anguelovski and D Roberts (2012), "Urban climate adaptation in the global South: planning in an emerging policy domain", *Journal of Planning Education and Research* Vol 32, No 1, pages 18–32.

4. See reference 3, Roberts (2008); also Roberts, D (2010), "Prioritizing climate change adaptation and local level resiliency in Durban, South Africa", *Environment and Urbanization* Vol 22, No 2, October, pages 397–413; and Roberts, D, R Boon, N Diederichs, E Douwes, N Govender, A McInnes, C Mclean, S O'Donoghue and M Spires (2012), "Exploring ecosystem-based adaptation in Durban, South Africa: 'learning-by-doing' at the local government coal face", *Environment and Urbanization* Vol 24, No 1, April, pages 1–29.

5. See reference 2, Pelling (2011), page 3.

6. See reference 2, Pelling (2011).

7. Hounsborne, R and K Iyer (2006), "Headline climate

Confronted with the challenge of prioritizing its 47 sector-focused adaptation options, the local municipality developed an innovative benefit-cost model that moved beyond a simple focus on "...the preservation of an economic core"⁽⁹⁾ to a more complex consideration of human and ecosystem well-being. This paper describes the process and applied approach, as well as some of the implications that have emerged for decision-making in Durban in the face of climate change uncertainty.

III. CHALLENGES IN APPLYING ECONOMIC EVALUATION TOOLS TO CLIMATE CHANGE ADAPTATION DECISIONS

For some time economists have been calculating the costs and benefits of reducing greenhouse gases.⁽¹⁰⁾ There have also been various attempts to estimate the aggregate cost of adapting to climate change.⁽¹¹⁾ Global estimates are useful in highlighting the scale of the issue, in drawing attention to the economic consequences of climate change and in mobilizing political support for financing facilities. They do not, however, bring local values and priorities to bear on difficult trade-offs, and as such do not always assist local decision makers in identifying or prioritizing locally appropriate adaptation options. Furthermore, while most local decision makers are able to testify to the economic impact of climate change and the costs associated with adapting to climate change, there are profound data, capacity and conceptual difficulties in applying conventional benefit-cost instruments to local options.⁽¹²⁾

In 2009, researchers at the McKinsey group attempted to rank climate change adaptation options in seven countries according to benefit-cost ratios. The research received much exposure but also highlighted the awkward position occupied by the discipline of economics in relation to climate change and environmental sustainability.⁽¹³⁾ More specifically, the McKinsey study exposed issues around the manner in which benefit-cost analyses incorporate climate and socioeconomic uncertainty, evaluate the adaptation services and goods provided by functional ecosystems, calculate the notion of benefit and attribute benefit to a particular adaptation intervention. The study also grappled with the disconnect between many climate change adaptation interventions and pre-existing sustainable development programmes. These issues are discussed in more detail below. While some of them emanate from the paucity of local data, others are more fundamental.

- **Incorporating uncertainty:** A central theme emerging from the increasingly sophisticated climate projections involves the uncertainty generated at the local level by anthropogenic climate forcing and its social and institutional consequences.⁽¹⁴⁾ In Durban, the influence of warmer global temperatures on phenomena such as precipitation, water run-off, diurnal range and soil moisture has been relatively thoroughly researched.⁽¹⁵⁾ In spite of this, it is not possible to predict the nature, timing and consequence of climate events with the type of certainty that facilitates traditional planning approaches or economic analysis. Neither is it possible to say how many of those consequences might be avoided by a particular adaptation intervention. In acknowledging uncertainty, most economic studies adopt one of two extremes, either emphasizing uncertainty as the defining

outcome of all analysis or limiting its impact to an error bar in the findings that have been generated on the back of bold assumptions. Neither of these options constitutes a satisfactory basis for taking local decisions.⁽¹⁶⁾

- **Relying on GDP as a proxy for benefit:** Most economic analyses rely on an estimate of avoided Gross Domestic Product (GDP) loss to quantify the “benefit” derived from adaptation. In Durban, reliance on GDP introduces a number of analytical biases. Not only are GDP and mean GDP per capita very poor proxies for human welfare in economies defined by high levels of inequality and subsistence economic activity,⁽¹⁷⁾ but GDP is also notoriously poor at representing the value contained in the natural ecosystems, culture and sense of place that represent crucial resources to communities confronted with climate change impacts.⁽¹⁸⁾ In South Africa, the structural limitations of GDP are compounded by poor GDP data at the local level. In conjunction with deep uncertainty, the consequence is to make it impossible to derive a damage-cost function indicating how economic cost will increase with rising atmospheric temperatures. The absence of a damage-cost function, in turn, makes it difficult to construct a conventional metric of “benefit” based on the GDP loss that was avoided due to adaptation.
- **Dealing with inequality:** Where conventional benefit-cost analysis suggests, as it often does, that adaptation efforts should be focused on protecting the most valuable real estate and assets or the highest income earners based on their contribution to GDP, it finds itself at odds with the sustainable development agendas of progressive middle-income cities. The challenge for municipalities such as eThekweni is to deliver climate change adaptation interventions in a manner that supports development and poverty-alleviating programmes, but most benefit-cost analyses fail to reflect this priority. The failure to link climate adaptation to local development priorities not only misses the potential for ancillary benefits from climate adaptation, but runs the risk of adaptation interventions exacerbating the “...antagonistic relationship between urban governments and most low-income groups”.⁽¹⁹⁾
- **Temporal effects:** The use of social discount rates (SDRs) to account for the costs and benefits generated over different time horizons introduces further analytical difficulties. Most people intuitively discount the future based on their perception of risk, and there are profound reasons for including discount rates in economic analysis that seeks to model human decisions. SDRs do, however, militate against long-term solutions and it is arguably the human tendency to discount the future that renders effective climate change responses so elusive. Certainly, the use of a single discount rate across all impacted parties and applied across all future circumstances fails to capture the subjective attitudes towards risk and benefit that are encountered in diverse and unequal communities such as those in Durban. Equally, failure to be explicit about applied discount rates or the period over which SDRs are applied conceals important temporal effects in many economic analyses.
- **Defining what is being evaluated:** A lack of clarity over what is being evaluated for cost and benefit, and the attribution of benefits, further confounds the results of many benefit-cost analyses

change adaptation strategy for Durban council for scientific and industrial research”, Report prepared for eThekweni Municipality, Durban, South Africa, accessed 29 February 2012 at <http://durbanportal.net/ClimateChange/Policy%20and%20Legislation/eThekweni%20Policy%20and%20Guidelines/Durban%20Climate%20Change%20Headline%20Adaptation%20Strategy%202006.pdf>, page 45; also Lewis, M and D Roberts (2010), “Durban’s Municipal Climate Protection Programme: climate change adaptation planning for a resilient city”, EThekweni Municipality Report, Durban, South Africa, 32 pages; see reference 4, Roberts (2010); Umgeni Water (2010), “Assessment of the potential impacts of a changing climate on hydrology and water supply at Umgeni Water planning services”, prepared by M J Summerton, Report No 4601/R001/2010, August, 38 pages; and Mather, A, D Roberts and G Tooley (2011), “Adaptation in practice: Durban, South Africa”, in K Otto Zimmermann (editor), *Resilient Cities and Adaptation to Climate Change*, Proceedings of the Global Forum 2010, pages 543–563.

8. Constable, L and A Cartwright (2009), “EThekweni Municipality climate change municipal adaptation plans: health and water”, Report by Environmental Resources Management prepared for eThekweni Municipality, Durban, South Africa, accessed 29 February 2012 at http://www.durbangovza/City_Services/development_planning_management/environmental_planning_climate_protection/Publications/Pages/default.aspx, page 48.

9. See reference 2, Pelling (2011), page 3.

10. Tol, R (1995), “The damage costs of climate change toward more comprehensive calculations”, *Environmental and Resource Economics* Vol 5, pages 353–374; also Tol, R (2002), “Estimate of the damage costs of climate change”, *Environmental and Resource Economics* Vol 21, pages 47–73; and see reference 2, Stern et al. (2006).

11. Parry, M, N Arnell, P Berry, D Dodman, S Fankhauser, C Hope, S Kovats, R Nicholls, D Satterthwaite, R Tiffin and T Wheeler (2009), *Assessing the Costs of Adaptation to Climate Change: A Review of the UNFCCC and Other Recent Estimates*, International Institute for Environment and Development (IIED) and Grantham Institute for Climate Change, London, 116 pages; also UNDP (2007), *Human Development Report 2007/08*, Palgrave MacMillan, New York, 399 pages; World Bank (2006), *Investment Framework for Clean Energy and Development*, World Bank, Washington DC, 108 pages; and World Bank (2010), "The cost to developing countries of adapting to climate change: new methods and estimates", *Global Report on the Economics of Adaptation to Climate Change*, Study Consultation Draft, World Bank, Washington DC, 98 pages.

12. Sagoff, M (2012), "The rise and fall of ecological economics", *Breakthrough Journal*, January, available at <http://thebreakthrough.org/index.php/journal/past-issues/issue-2/the-rise-and-fall-of-ecological-economics/>, 14 pages.

13. International Institute for Environment and Development (IIED) (2009), "Bringing the economics of climate adaptation to life", available at <http://pubsiied.org/pdfs/G02737.pdf>, 2 pages; also Berger, R and M Chambwera (2010), "Beyond cost-benefit: developing a complete toolkit for adaptation decisions", IIED Briefing Paper, London, June, 3 pages; also see reference 12.

14. New, M and M Hulme (2000), "Representing uncertainty in climate change scenarios: a Monte Carlo approach", *Integrated Assessment* Vol 1, pages 203–213, doi:10.1023/A:1019144202120; also Dessai, S, M Hulme, R Lempert and R Pielke Jr (2009), "Do we need more precise and accurate predictions in order to adapt to a changing climate?", *Eos* Vol 90, No 13, pages 111–112.

when they are applied to climate change adaptation options. It can be difficult to identify and measure the costs and benefits arising from adaptation interventions, particularly when they manifest over long time frames or large areas. As a result, the analytical tendency is often to focus on discrete projects for which costs and benefits are more easily defined: infrastructure projects, location-specific actions and the introduction of new technologies. In practice, the social, ecological and institutional interventions that deliver difficult to quantify systemic benefits are often the most effective.⁽²⁰⁾ The difficulty in identifying and quantifying the benefits arising from social, ecological and institutional responses, such as early warning systems, watershed management, community preparedness and zoning legislation, should not, however, result in them being overlooked in economic studies. On the contrary, economic evaluations need to find means of valuing the attributes of flexibility, diversity and even "obliquity"⁽²¹⁾ that define effective climate change responses.

- **Cost of analysis:** In dynamic urban contexts, evaluations of adaptation options need to be frequent. Too many economic analyses rely on complex, information-intensive and expensive approaches that are not only incommensurate with the available resources and data but are also difficult to replicate with meaningful frequency.⁽²²⁾

The limitations of traditional benefit-cost approaches in the context of climate change adaptation do not render economic analyses obsolete. Recognizing that climate change will impose costs, that climate change decisions have economic consequences, and that budgets are finite and so need to be allocated so as to ensure the best possible outcome remains critical.⁽²³⁾ The challenge is for the discipline of economics to adjust its analytical instruments in order to make them relevant to the defining attributes of local climate change adaptation decisions.

IV. THE APPLICATION OF A BENEFIT-COST ANALYSIS TO ETHEKWINI MUNICIPALITY'S ADAPTATION OPTIONS

The economic prioritization adopted by eThekweni Municipality sought to take cognisance of the difficulties and lessons drawn from past applications of economic instruments to climate change adaptation.

The first significant innovation involved defining what was to be evaluated for cost and benefit. Municipal officials and local experts clustered the 47 adaptation options into 16 work streams called Municipal Adaptation Clusters (MACs). The MACs were comprised of complementary interventions aimed at addressing a category of climate-related risk, such as sea level rise and storm surge, terrestrial flooding, food insecurity or discordant socio-institutional responses. The clustering of interventions provided a more accurate representation of the programmatic manner in which climate risk in Durban is planned and implemented, and avoided the difficulty of trying to attribute an observed benefit to a set of similar but discrete interventions. It proved easier to attribute a benefit to a cluster of similar interventions than to disaggregate and apportion benefit to discrete interventions that have very similar objectives. Crucially, most clusters remained the exclusive responsibility of a single eThekweni

Municipality department, in keeping with the local experience that in-silo responsibility enables more rapid action and that in-sectoral action is a useful pre-requisite for integration across sectors.⁽²⁴⁾

It was the MACs that were evaluated for benefit and cost. Before this was done, however, local officials evaluated each MAC in terms of a set of criteria that included the likelihood of political support, historic effectiveness of the particular approach, job creation potential, maladaptation risk, and technical complexity in relation to available skills. The multi-criteria assessment sought to reflect the intrinsic merit of each MAC and, although only a small influence on the final ranking, it was considered important to counter the inability of cost and benefit to capture many of the determinants that local decision makers consider to be important to the success and failure of adaptation efforts.

The "cost" of each MAC was estimated using conventional financial approaches. The discounted value of the cost of implementing each MAC was calculated, taking into consideration the extent of capital expenditure and operating expenditure, the start and end date of capital expenditure, whether or not operational costs were recurring, and the period over which the intervention required operating expenditure. Costs, both capital and operational, were obtained from the respective departmental budgeting sources.

The approach to calculating "benefit" was unconventional in that it did not rely on a notion of foregone income or GDP. In a protracted process, the researchers drew on the experience of local experts and Durban officials and census data to compile a composite, people-centred benefit metric for each MAC. The metric was comprised of the product of the number of people benefiting from a particular intervention, the frequency with which those people benefited and the extent of the benefit that was imparted on different sub-sets of those people benefiting. The extent of benefit was classified as "had their lives been saved", or "significant", "moderate" or "small" improvements in their well-being, and weighted 0.7, 0.2, 0.07 and 0.03, respectively. By multiplying the weights by the number of benefiting people and the frequency with which they benefited, a "population impact equivalent" was obtained. It is proposed that in Durban this "population impact equivalent", when adjusted by the multi-criteria assessment mentioned above, represents a more suitable proxy for "benefit" than a GDP or financial value, for three reasons. First, it places people and their well-being at the centre of adaptation efforts and values people equally irrespective of their income. Second, it circumvents the limitations of GDP with regards to informal economic activities and environmental value. Third, while financial and GDP data at the local level are poor, census data are generally quite good and easily accessed.

Implicit in the manner in which the benefit-cost model was constructed was the recognition that there are aspects of Durban's future that are inherently unknowable.⁽²⁵⁾ Not only was it impossible to predict the timing, nature and consequences of climate impacts in Durban (and hence the inability to construct a damage-cost function), it was also important to recognize different possible climate and socio-institutional futures, the implications of these differences for what are perceived to be benefits and costs, and the likelihood that different decision makers would make very different assumptions regarding the future when planning climate change adaptation interventions. In developing a benefit-cost model with

15. Schulze, R E, S A Lorentz, W Kienzle and L Perks (2004), "Case study 3: Modelling the impacts of land use and climate change on hydrological response in the mixed, underdeveloped/developed Mgeni catchment, Southern Africa", in P Kabat, M Clausen, P A Dirmeyer, J H C Gash, L Bravo de Guenni, M Meybeck, R A Pielke Sr, C J Vörösmarty, R W A Hutjes and S Lütkenmeier (editors), *Vegetation, Water, Humans and the Climate: A New Perspective on an Interactive System*, Springer, Heidelberg, Germany, pages 441–453; also Summerton, M J and R E Schulze (2009), "Hydrological consequences of a changing climate: the Umgeni Water utility case study", in H J Liebscher, *The Role of Hydrology in Water Resources Management*, Proceedings of the conference held on Capri, Italy, October 2008, Institute of Hydrology publication No 327, Wallingford, Oxon, pages 237–246; see reference 7, Lewis and Roberts (2010); Schulze, R, B Hewitson, K Barichiev, M Tadross, R Kunz, M Horan and T G Lumsden (2010), *Methodological Approaches to Assessing Eco-Hydrological Responses to Climate Change in South Africa*, Water Research Commission Report 1562/1/10, WRC, Pretoria, South Africa (n.p.); see reference 7, Umgeni Water (2010); and see reference 7, Mather et al. (2011).
16. New, M, A Lopez, S Dessai and R Wilby (2007), "Challenges in using probabilistic climate change information for assessments: an example from the water sector", *Philosophical Transactions of the Royal Society* Vol 365, pages 2117–2131; also see reference 14, Dessai et al. (2009).
17. Stiglitz, J, A Sen and J-P Fitouss (2010), "Mismeasuring our lives. Why GDP doesn't add up", Commission on the Measurement of Economic Performance and Social Progress (France), The New Press, New York, 136 pages.
18. Adger, W N, S Huq, K Brown, D Conway and M Hulme (2003), "Adaptation to climate change in the developing world", *Progress in Development Studies* Vol 3, No 3, pages 179–195.

19. Satterthwaite, D, S Huq, H Reid, M Pelling, M Romero-Lankao and P Romero-Lankao (2009), "Adapting to climate change in urban areas: the possibilities and constraints in low- and middle-income nations", in J Bicknell, D Dodman and D Satterthwaite (editors) (2009), *Adapting Cities to Climate Change: Understanding and Addressing the Development Challenge*, Earthscan, London, page 7.
20. See reference 14, Dessai et al. (2009); also see reference 13, Berger and Chambwera (2010); and TEEB (The Economics of Ecosystems and Biodiversity) (2010), *The Economics of Ecosystems and Biodiversity for Local and Regional Policy Makers*, Progress Press, Malta, 212 pages.
21. Kay, J (2011), *Obliquity, Why Our Goals Are Best Achieved Indirectly*, Edward Elgar, London, 240 pages.
22. Stafford, M, L Horrocks, A Harvey and C Hamilton (2011), "Re-thinking adaptation in a 4°C world", *Philosophical Transactions of the Royal Society* Vol 369, pages 196–216.
23. See reference 1.
24. See reference 4, Roberts (2010).
25. North, D (2010), *Understanding the Process of Economic Change*, Princeton University Press, 208 pages, following Knight, F (1921), *Risk, Uncertainty and Profit*, Houghton, Mifflin and Co., New York, 187 pages.
26. See reference 1, page 2165.

eThekweni Municipality officials, it was deemed important to accommodate different possible futures and to make transparent the influence of subjective assumptions regarding the future on the computation of benefit and cost. To achieve this, decision makers were required to specify one of four possible future scenarios for which they were planning. The possible futures were illustrated by two intersecting axes, namely the "extent of sustainable development and socio-institutional capacity" and the "extent of climate change severity" (Figure 1). The vertical axis represents a non-ordinal collection of plausible socioeconomic, environmental, political and institutional capacities to respond to climate change. Considerations on this axis could include (but are not restricted to) the Human Development Index (HDI) and measures of institutional capacity for governance. The horizontal axis reflects degrees of climate change intensity as manifest in local impacts such as the frequency of floods or by observed changes in ambient temperature or sea level. The choice of future, for which adaptation decisions were to be made, lay with the decision maker and was subjective. However, the choice triggered different social discount rates (SDRs) that capture perceptions of future risk and different levels of efficiency with which adaptation takes place, and as such the choice of a specific future influenced the model outcome.

The axes mapped a suite of possible futures for which local decision makers might be preparing. All positions on the axes were considered possible and the quadrants did not constitute a normative judgement on the future of Durban. Crucially, however, the discount rate applied to costs and benefits differs in each of the four quadrants, as does the efficiency with which benefits are generated (Box 1), and as a result the choice of scenario triggers different modelling assumptions that impact on the ultimate benefit-cost ranking. The requirement for decision makers is not to work out exactly where on the axes a city such as Durban is or should be located – that is likely to remain a matter of opinion – but to recognize that different future circumstances will influence which adaptation options are most effective. Neither is it essential that all decision makers agree on the circumstantial content of each quadrant, or that the quadrants be precisely defined. Rather, the quadrants provide a means of tracing the model outcomes back to modellers' assumptions, which makes these assumptions accountable in the midst of innate uncertainty. The axes, in this way, enable decision makers to take "... *informed, if subjective decisions*",⁽²⁶⁾ to trace the origins of subjectivity and to compare the relative merits of different adaptation options in terms of a range of possible futures.

Once the decision maker had selected a future to which they were seeking to adapt, the model required them to select the duration of that future. The choice was between the short term (0–4 years), medium term (0–50 years) or long term (0–100 years).

In this way the model combined both qualitative and quantitative data. While it relied, for its qualitative elements, on the opinions of local experts and the assumptions of decision makers, it set out to make the impact of subjectivity on its findings explicit. In doing this it not only aimed to reduce the risk of model abuse in order to justify preordained decisions, but also required local officials to recognize key attributes of the decisions and the decision-making context in which they operate. Figure 2 illustrates the multiple steps required to generate a benefit-cost ratio using the model.

BOX 1 Description of scenarios

Ready for the storm: In this future, climate change is an unavoidable reality but the municipality has the capacity to adapt to a wide range of dramatic climate change impacts effectively and to ensure that the most vulnerable are supported through these events. The municipality pursues an active socioeconomic development agenda and secures natural resources to buffer impacts from climate change. The capacity of all residents and decision makers to take good decisions in spite of constant change is supported. A part of the proceeds of economic growth is re-invested in physical and ecological capital that helps to reduce climatic change risk (SDR = 1%; efficiency score = 90%).

Plain sailing: In this future, climate change proves to be minor, with mean temperatures less than 2°C above the long-term average. Sustainable development is realized through conventional approaches to raise the human development indicators and reduce inequality, even though the municipality does not have (nor requires) much adaptive capacity. The development agenda is progressive and successful, and economic growth translates into tangible gains in the quality of life of the municipality's inhabitants (SDR = 5%; efficiency score = 85%).

Even keel but going south: In this future, the need to adapt to climate change is not pressing, as mean temperatures remain within 2°C of the long-term mean, but unsustainable development (and the lack of sustainable development capacity) creates problems of its own and may exacerbate relatively minor climate impacts. The development agenda is survivalist, focused on trying to cope with the consequences of unsustainable development and poor economic growth. The municipality seeks help through grants and aid and is on a road to bankruptcy. It is a great relief that the situation is not aggravated by climate change (SDR = 8%; efficiency score = 75%).

Leaky boat, stormy sea: A grave future in which mean temperatures are in excess of 2°C above the long-term average. Major climate impacts manifest in the context of unsustainable development and limited capacity to cope with climate change. Poverty and environmental degradation interact in a vicious cycle. In this future, the need is for the protection of natural buffers and basic services and the municipality cannot be relied upon to deliver a significant response to climate change. The development agenda is survivalist, but in this future climate change makes survival extremely difficult. Decision makers, in and out of the municipality, generally adopt a short-term perspective and there is little capacity within the municipality to reduce risk. The municipality suffers periodic droughts, floods, accelerating sea level rise, crop failure and disease outbreak, and is forced to seek frequent emergency support (SDR = 15%; efficiency score = 50%).

V. APPLYING THE APPROACH AND QUANTITATIVE RESULTS

In applying the model, each of the 16 MACs was subjected to the assumptions of the four different scenarios over three different time frames (0–4 years, 0–50 years and 0–100 years). The result was 12 different sets of possible benefit-cost ratios.

The results for the four possible futures over a 50-year time period are shown in Table 1. Figure 3 provides adaptation cost curves for the same time horizon and future scenario. The height of the bars indicates the economic efficiency of the respective MACs defined by the benefit-cost ratio. The width of the bars reflects relative benefit. If the municipality's aim is to optimize climate change adaptation impact within a given budget, then decision makers will implement MACs in sequence from left to right in Figure 3 (refer to Table 1 for a legend and detailed description of the MACs). The economic concept of "opportunity cost" provides the rationale for this sequence: in order to optimize benefit, economically efficient decisions should allocate resources to the options that deliver

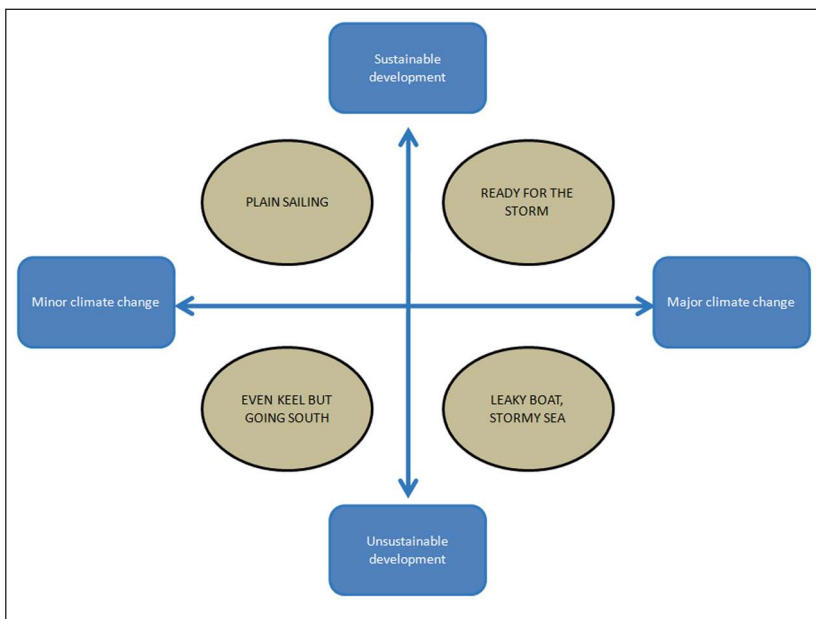


FIGURE 1
Alternative future decision-making environments in Durban

NOTE: A description of each of the four futures is provided in Box 1.
 SOURCE: Authors’ own analysis.

greatest benefit per cost (or “bang for buck” in local parlance), so as to leave as many resources as possible for use in the next best option.

The focus of this paper is on the particular approach to benefit-cost modelling, not the specific eThekweni Municipality results. It is, however, worth noting that the empirical results produced by the model accord with certain climate change adaptation theories and challenge certain others. Comparing the 16 MACs in the modelled results, four adaptation interventions emerge as economically efficient across all futures and time frames, namely: the creation of a cross-sectoral disaster management forum; sea level rise preparedness and early warning system; the creation of climate change capacity within the municipality’s water unit; and the creation of municipality-wide adaptation capacity in government, civil society and communities. Notably, the economically efficient adaptation interventions are found in a wide variety of sectors, suggesting that effective climate change adaptation is an inter-disciplinary process.

Figure 4 presents the benefit-cost ratios as a scatter diagram, in which benefits are indicated on the vertical axis and costs on the horizontal axis. In this diagram, the MACs that are most closely aligned to the vertical axis are the most economically efficient. Three apparent clusters of MACs are discernible, highlighted by three rays: most efficient, moderately efficient and least efficient. Intriguingly, the most efficient (near vertical) ray is made up almost exclusively of socio-institutional adaptation options, the middle ray of ecosystem-based MACs and the least efficient (near horizontal)

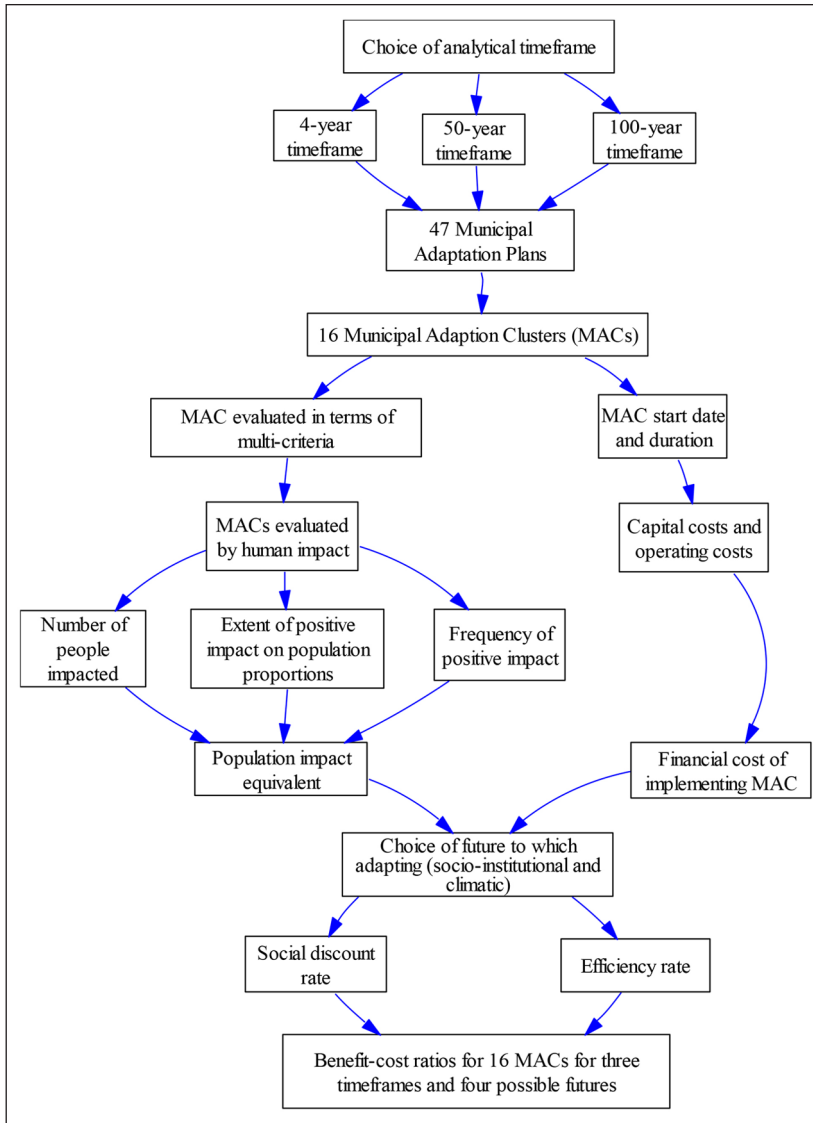


FIGURE 2
Process followed in generating Durban's benefit-cost analysis model

NOTE: Forty-seven adaptation options were condensed into 16 Municipal Adaptation Clusters (MACs). The costs of each of the 16 MACs were estimated using discounted estimates obtained from department budgets; and the "benefits" of each of the 16 MACs were estimated using a combination of census data and qualitative criteria, in a participatory process involving departmental staff, local experts and the facilitating consultants. The benefit-cost ratio was generated for each MAC by combining the intervention cost and the intervention "benefit" score.
 SOURCE: Authors' own analysis.

TABLE 1

Benefit-cost ratios of the climate change adaptation study for eThekweni: 0-50 years (with the BCR rank provided in brackets). MACs 1–3: disaster management (DM); MACs 4–9: water; MACs 10–12: health and MACs 13–16: environmental planning

MAC name and description	MAC number	Ready for the storm	Plain sailing	Even keel but going south	Leaky boat, stormy sea
Disaster risk management: Detailed risk assessment; DM summit; revise contingency plans for key risk areas; engage insurance industry; public awareness; reduce risk during heat waves	MAC1	6.4 (11)	5.7 (11)	4.8 (11)	2.9 (9)
Disaster management early warning: Develop a reliable early warning system and implement it	MAC2	16.2 (7)	9.1 (9)	6.0 (10)	2.6 (10)
Cross-sectoral DM forum: Create a cross-departmental advisory forum and technical task teams	MAC3	62.2 (2)	63.0 (1)	59.4 (1)	45.9 (1)
Water-related spatial planning: Bylaw 5.2.2; coastal set-back bylaw; elevate flood annexure to council policy; location consideration of informal settlements; amend scheme controls to incorporate fixed run-off parameters; encourage insurance industry to re-assess flooding and sea level rise risk, taking climate change into account	MAC4	20.6 (5)	10.8 (7)	6.7 (9)	2.4 (11)
Water-related asset protection: Revise asset management plans for coastal assets and sea level rise scenarios; monitor/maintain stormwater system; protect municipal infrastructure; stormwater and catchment asset management plans to consider revised run-off data; develop master drainage plans; revised coastal set-back	MAC5	0.4 (15)	0.3 (15)	0.2 (15)	0.1 (15)
Sea level rise preparedness: Revise coastal set-back lines; prepare coastal management plans	MAC6	66.4 (1)	50.6 (2)	38.1 (2)	18.6 (2)
Community water management: Public awareness campaign to reduce run-off; raise public awareness of climate change issues; community water conservation; develop training programmes for climate-aware farming	MAC7	8.3 (10)	8.3 (10)	7.7 (8)	5.6 (7)
Water-related municipal climate change capacity: Analysis of future run-off considers climate change scenarios; develop socio-institutional climate change capacity and capacity for climate change learning within the municipality	MAC8	25.0 (4)	23.6 (4)	20.8 (4)	13.9 (4)
Construction of Spring Grove dam	MAC9	0.3 (16)	0.2 (16)	0.1 (16)	0.1 (16)
Health system: Enhance data analysis of notifiable conditions; district health information system; develop coordinated framework for identifying/managing contamination sources; improve health care system response during emergencies; encourage insurance industry to re-assess risk taking climate change into account; develop disease-reporting protocol	MAC10	14.3 (8)	11.2 (6)	8.4 (7)	4.0 (8)
Health research: Research heat-related morbidity and mortality; research climate change and food poisoning	MAC11	2.8 (12)	2.5 (12)	2.1 (12)	1.2 (12)

(Continued)

TABLE 1 (CONTINUED)

MAC name and description	MAC number	Ready for the storm	Plain sailing	Even keel but going south	Leaky boat, stormy sea
Health awareness: Raise public awareness regarding climate change, including public awareness of how to keep cool in a heat wave; training of environmental health practitioners regarding food safety and temperature; expand public awareness on hygiene and disease in water; improved public awareness of mosquitoes and related diseases	MAC12	18.2 (6)	16.7 (5)	14.4 (5)	9.0 (5)
Municipality-wide adaptation capacity: Develop socio-institutional capacity and climate change memory in Durban	MAC13	26.5 (3)	25.7 (3)	23.2 (3)	16.4 (3)
Natural capital planning and research: Systematic conservation planning; estuarine management plans; climate change research on links between climate change flows of ES	MAC14	10.1 (9)	9.8 (8)	8.9 (6)	6.3 (6)
Natural capital regulation and acquisition: Land use management systems plans; land proclamations; land acquisition; enforcement; integration within municipal hierarchy of plans	MAC15	2.3 (13)	2.3 (13)	2.1 (13)	1.5 (13)
Strategic natural capital management: Restoration (including riparian); reforestation; alien plant management; fire management; protected area management	MAC16	1.9 (14)	1.8 (14)	1.5 (14)	1.0 (14)

SOURCE: Econologic (2012), "Benefit-cost analysis for municipal adaptation plans", Final Report for Department of Environmental Planning and Climate Protection, eThekweni Municipality (contract 1N-5931), May, page 44.

ray of infrastructure-based MACs. This pattern holds true for all futures, although only one is depicted here. The diagram is of relevance to the ongoing debate in climate change adaptation literature as to the most effective broad approaches to adaptation.⁽²⁷⁾ The relative inefficiency of infrastructure options available to eThekweni Municipality is due to the high implementation cost and potential for inadvertent negative consequences associated with these MACs. Equally noteworthy in Figure 4 is the apparent contradiction of the widely held assumption that ecosystem-based adaptation offers the most cost-effective approach.⁽²⁸⁾ The moderate efficiency of eThekweni Municipality's ecosystem-based adaptation options may be a function of the municipality's particular approach to ecosystem-based adaptation, which involves purchasing and rehabilitating keystone habitats – estuaries, forests, grasslands and riparian zones. This approach has won eThekweni Municipality international acclaim,⁽²⁹⁾ but it is expensive in an urban setting where land has to be acquired at premium prices. The finding suggests a distinction between the economic merits of ecosystem-based adaptation in rural environments, where most case studies have been generated, and urban environments in which land acquisition and protection is expensive and ecosystems are often more degraded. Conversely, the economic efficiency of socio-institutional climate adaptation options in the study

27. See reference 3, Roberts (2008); also see reference 18; Biesbroek, G R, C J A M Termeer, P Kabat and J E M Klostermann (2009), "Institutional governance barriers for the development and implementation of climate adaptation strategies", International Human Dimensions Programme (IHDP) conference on Earth System Governance: People, Places and the Planet, Amsterdam, The Netherlands, 2–4 December; Davoudi, S, J Crawford and A Mehmood (editors) (2009), *Planning for Climate Change: Strategies for Mitigation and Adaptation for Spatial Planners*, Earthscan, London, 344 pages; Hallegatte, S (2008), "Strategies

to adapt to an uncertain climate change”, *Global Environmental Change* Vol 19, No 2, pages 240–247; and Moser, S C (2009), “Whether our levers are long enough and the fulcrum strong? Exploring the soft underbelly of adaptation decisions and actions”, in W N Adger, I Lorenzoni and K O’Brien (editors), *Adapting to Climate Change: Thresholds, Values, Governance*, Cambridge University Press, pages 313–334.

28. Moench, M (2009), “Adapting to climate change and the risks associated with other natural hazards”, in L Schipper and I Burton (editors), *Adaptation to Climate Change*, Earthscan, London, pages 249–280; also Vignolla, R, B Locatelli, C Martinez and P Imbach (2009), “Ecosystem-based adaptation to climate change: what role for policy makers, society and scientists?”, *Mitigation, Adaptation, Strategic Global Change* Vol 14, pages 691–696; and see reference 2, Pelling (2011).

29. See, for example, reference 4, Roberts (2012).

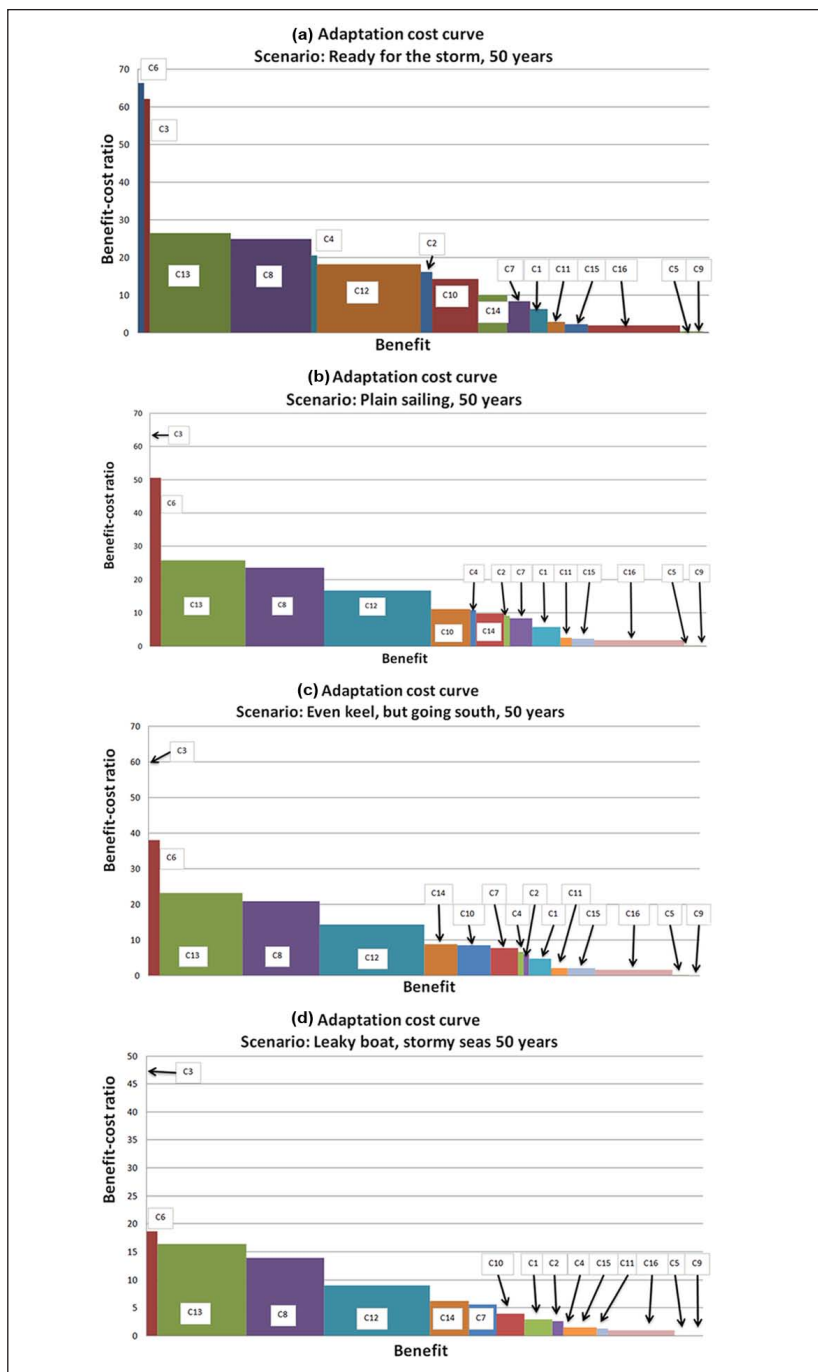


FIGURE 3
Adaptation benefit-cost curves for eThekweni Municipality’s 16 Municipal Adaptation Clusters (50 years all four futures)

SOURCE: Authors’ own analysis.

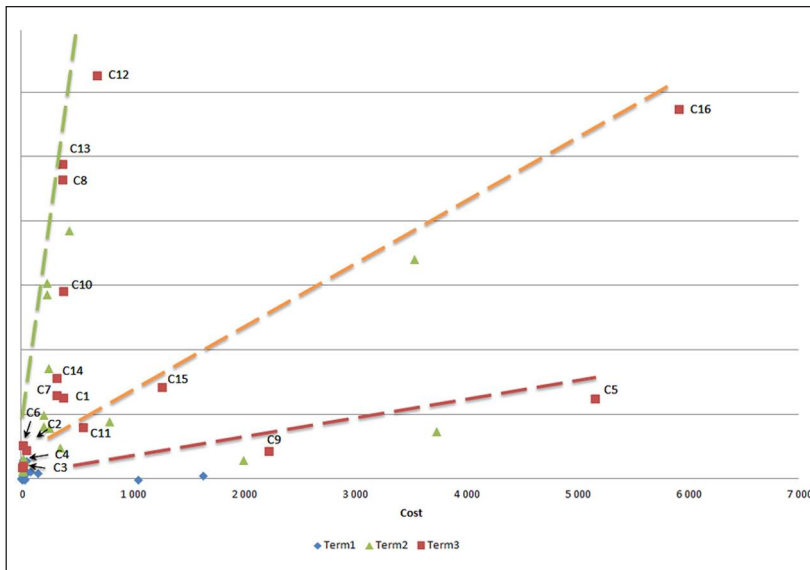


FIGURE 4
Comparative economic efficiency of MACs as categorized into socioeconomic (green line), ecosystem-based adaptation (orange) and infrastructural (red) interventions

SOURCE: Authors' own analysis.

points to the ability of these types of responses to reach a large number of people at relatively low unit cost in densely populated urban settings.

It is also telling that many of the most cost-efficient socio-institutional MACs lie within the remit of everyday functions of municipal officials. In part this is due to the MACs themselves, which focus largely on existing municipal activities and not on the “transformational” interventions that many argue are becoming necessary.⁽³⁰⁾ The implication is that it is possible to realize some cost-effective climate change adaptation benefit through regular city responsibilities such as stormwater drain clearing, primary health care and disaster management.

It is further noteworthy that MACs evaluated under the future scenarios that assume low levels of socio-institutional capacity (“Leaky boat, stormy seas” and “Even keel but going south” in Figure 1) yield less than half the economic efficiency of those scenarios where institutional capacity is assumed to be strong. This model finding provides empirical support for an observation that it is much more difficult to realize benefits of climate change adaptation options within the context of poor governance.⁽³¹⁾ While the eThekweni Municipality study gives no indication as to how this governance capacity is created, the implication is clear: if decision makers are able to enhance the municipality’s underlying socio-institutional capacity, such efforts will present systemic benefits for the efficiency of Durban’s adaptation effort. In practice, combinations of human skill, institutional memory, formal regulations and informal rules and memes are likely to be relevant in this context.⁽³²⁾

30. Kates, R, W Travis and T Wilbanks (2012), “Transformational adaptation when incremental adaptations to climate change are insufficient”, *Proceedings of the National Academy of Sciences* Vol 109, No 19, pages 7156–7161; also see reference 2, Pelling (2011).

31. Bicknell, J, D Dodman and D Satterthwaite (editors) (2009), *Adapting Cities to Climate Change: Understanding and Addressing the Development Challenge*, Earthscan, London, 397 pages.

32. See reference 18.

Finally, it is noteworthy that economic efficiency changes considerably in both absolute terms and relatively between the MACs, depending on the time frame and the future adopted. The implementation of a coastal set-back line, for example, has high upfront costs, relatively low costs thereafter and long-term benefits, and as a result its economic efficiency relative to other options improves over time. This observation elucidates the importance of being explicit about decision-making assumptions, including temporal scales, before drawing inference from economic models.

VI. CONCLUSIONS

All efforts to adapt to existing and anticipated climate change impacts confront some form of economic constraint. This calls for a prioritization of options in terms of their cost-effectiveness. The use of conventional economic instruments such as benefit-cost models to make such prioritizations encounters difficulties when wealth distribution is highly skewed, data are poor, future events are deeply uncertain or the attribution of benefits to interventions is confounded by multiple influences. These are typical characteristics of climate change projections and most developing country cities, and the combination renders conventional economic analysis of climate change adaptation problematic in these cities.

This paper reports on an approach adopted by eThekweni Municipality that responded to this challenge by moving beyond reliance on a typical damage-cost function and GDP data. Instead, the approach used the impact of adaptation interventions on people and their welfare to calculate benefit. In addition, it made an express attempt to recognize different possible futures, the uncertainty that different futures introduce, and the subjectivity with which decision makers engage that uncertainty. In providing traceable links between the adoption of different possible futures and model outputs, the study steered away from what New et al. refer to as the “...blind use of a single generation of probabilistic impact information.”⁽³³⁾ Crucially, this approach moved from attempted confidence in the prediction of climate change impacts towards valuing confidence in the ability to respond to a wide range of possible impacts, a shift in emphasis that is deemed highly appropriate at the local level in developing country contexts.

Analytical issues remain. EThekweni Municipality, like any municipality, constitutes a socio-ecological system in which everything is interdependent. Within this system it is possible – even likely – that the benefits that arise from implementing a particular MAC will enhance (or undermine) the benefits that are possible from another MAC. The model assumes MACs are independent, and is not able to fully account for the synergic interactions between MACs or to provide insight into an appropriate sequence of implementation from anything but a budget optimization perspective. Similarly, the fact that MACs and the four possible futures are unlikely to be completely independent of each other (i.e. the implementation of a particular MAC may influence the likelihood of a future scenario occurring) introduces a measure of endogeneity to the model that reduces its analytical rigour. Finally, a suitable means of accommodating the inherent subjectivity with which decision makers

33. See reference 16, New et al. (2007) (n.p. for quote).

engage climate change risk without exposing model outputs to the allegation that they are overly subjective or biased remains elusive. The model draws on local knowledge and seeks to make assumptions and their implications explicit, but the process of selecting and applying the criteria (such as “likelihood of political support”) in evaluating the intrinsic merit of MACs, and the process assigning the benefit to population numbers, is unlikely to satisfy everyone.

In spite of these limitations it is proposed that the approach adopted by eThekweni Municipality represents a significant improvement on previous applications of benefit-cost analysis to climate change adaptation decisions, and supports Durban’s status as an adaptation pioneer in the field of climate change. It also represents an example of a new type of economic analysis that does not rely on GDP where this is inappropriate. The need for a shift towards people-centred economic metrics in order to ensure greater policy relevance has been an increasing feature of development discourse since it was first proposed two decades ago.⁽³⁴⁾ EThekweni Municipality’s adaptation benefit-cost model provides an example of how this shift might be realized, and provides a point of departure for subsequent work involving economic instruments to climate change adaptation decisions, socio-ecological metrics and the formulation of locally appropriate adaptation pathways.

34. Rao, V (1991), “Human development report 1990: review and assessment”, *World Development* Vol 19, No 10, pages 1451–1460; also Hopkins, M (1991), “Human development revisited: a new UNDP report”, *World Development* Vol 19, No 10, pages 1461–1468; and see reference 17.

REFERENCES

- Adger, W N, S Huq, K Brown, D Conway and M Hulme (2003), “Adaptation to climate change in the developing world”, *Progress in Development Studies* Vol 3, No 3, pages 179–195.
- Berger, R and M Chambwera (2010), “Beyond cost-benefit: developing a complete toolkit for adaptation decisions”, IIED Briefing Paper, London, June, 3 pages.
- Bicknell, J, D Dodman and D Satterthwaite (editors) (2009), *Adapting Cities to Climate Change: Understanding and Addressing the Development Challenge*, Earthscan, London, 397 pages.
- Biesbroek, G R, C J A M Termeer, P Kabat and J E M Klostermann (2009), “Institutional governance barriers for the development and implementation of climate adaptation strategies”, International Human Dimensions Programme (IHDP) conference on Earth System Governance: People, Places and the Planet, Amsterdam, The Netherlands, 2–4 December.
- Carmin, J, I Anguelovski and D Roberts (2012), “Urban climate adaptation in the global South: planning in an emerging policy domain”, *Journal of Planning Education and Research* Vol 32, No 1, pages 18–32.
- Constable, L and A Cartwright (2009), “EThekweni Municipality climate change municipal adaptation plans: health and water”, Report by Environmental Resources Management prepared for eThekweni Municipality, Durban, South Africa, available at http://www.durbangovza/City_Services/development_planning_management/environmental_planning_climate_protection/Publications/Pages/default.aspx, 65 pages.
- Davoudi, S, J Crawford and A Mehmood (editors) (2009), *Planning for Climate Change: Strategies for Mitigation and Adaptation for Spatial Planners*, Earthscan, London, 344 pages.
- Dessai, S, M Hulme, R Lempert and R Pielke Jr (2009), “Do we need more precise and accurate predictions in order to adapt to a changing climate?”, *Eos* Vol 90, No 13, pages 111–112.
- Econologic (2012), “Benefit-cost analysis for municipal adaptation plans”, Final Report for Department of Environmental Planning and Climate Protection, eThekweni Municipality (contract 1N-5931), May, 73 pages.
- Ernst & Young (2011), “Turn risks and opportunities into results; exploring the top 10 risks and opportunities for the government and public sector”, Report produced by Ernst & Young and Oxford Analytica, available at www.eycom/top10challenges.
- Hallegatte, S (2008), “Strategies to adapt to an uncertain climate change”, *Global Environmental Change* Vol 19, No 2, pages 240–247.
- Hopkins, M (1991), “Human development revisited: a new UNDP report”, *World Development* Vol 19, No 10, pages 1461–1468.
- Hounsoume, R and K Iyer (2006), “Headline climate change adaptation strategy for Durban council

- for scientific and industrial research”, Report prepared for eThekweni Municipality, Durban, South Africa, available at <http://durbanportalnet/ClimateChange/Policy%20and%20Legislation/eThekweni%20Policy%20and%20Guidelines/Durban%20Climate%20Change%20Headline%20Adaptation%20Strategy%202006.pdf>, page 45.
- International Institute for Environment and Development (IIED) (2009), “Bringing the economics of climate adaptation to life”, available at <http://pubsiied.org/pdfs/G02737.pdf>, 2 pages.
- Kates, R, W Travis and T Wilbanks (2012), “Transformational adaptation when incremental adaptations to climate change are insufficient”, *Proceedings of the National Academy of Sciences* Vol 109, No 19, pages 7156–7161.
- Kay, J (2011), *Obliquity, Why Our Goals Are Best Achieved Indirectly*, Edward Elgar, London, 240 pages.
- Lewis, M and D Roberts (2010), “Durban’s Municipal Climate Protection Programme: climate change adaptation planning for a resilient city”, EThekweni Municipality Report, Durban, South Africa, 32 pages.
- Mather, A, D Roberts and G Tooley (2011), “Adaptation in practice: Durban, South Africa”, in K Otto Zimmermann (editor), *Resilient Cities and Adaptation to Climate Change*, Proceedings of the Global Forum 2010, pages 543–563.
- McKinsey (2009), “Shaping climate resilient development: a framework for decision-making”, Report of the Economics of Climate Adaptation (ECA) Working Group, McKinsey and Company, New York 164 pages.
- Moench, M (2009), “Adapting to climate change and the risks associated with other natural hazards”, in L Schipper and I Burton (editors), *Adaptation to Climate Change*, Earthscan, London, pages 249–280.
- Moser, S C (2009), “Whether our levers are long enough and the fulcrum strong? Exploring the soft underbelly of adaptation decisions and actions”, in W N Adger, I Lorenzoni and K O’Brien (editors), *Adapting to Climate Change: Thresholds, Values, Governance*, Cambridge University Press, pages 313–334.
- New, M and M Hulme (2000), “Representing uncertainty in climate change scenarios: a Monte Carlo approach”, *Integrated Assessment* Vol 1, pages 203–213, doi:10.1023/A:1019144202120.
- New, M, A Lopez, S Dessai and R Wilby (2007), “Challenges in using probabilistic climate change information for assessments: an example from the water sector”, *Philosophical Transactions of the Royal Society* Vol 365, pages 2117–2131.
- North, D (2010), *Understanding the Process of Economic Change*, Princeton University Press, 208 pages, following Knight, F (1921), *Risk, Uncertainty and Profit*, Houghton, Mifflin and Co., New York, 187 pages.
- Parry, M, N Arnell, P Berry, D Dodman, S Fankhauser, C Hope, S Kovats, R Nicholls, D
- Satterthwaite, R Tiffin and T Wheeler (2009), *Assessing the Costs of Adaptation to Climate Change: A Review of the UNFCCC and Other Recent Estimates*, International Institute for Environment and Development (IIED) and Grantham Institute for Climate Change, London, 116 pages.
- Pelling, M (2011), *Adaptation to Climate Change: From Resilience to Transformation*, Routledge, London, 224 pages.
- Rao, V (1991), “Human development report 1990: review and assessment”, *World Development* Vol 19, No 10, pages 1451–1460.
- Roberts, D (2008), “Thinking globally, acting locally: institutionalizing climate change at the local government level in Durban, South Africa”, *Environment and Urbanization* Vol 20, No 2, October, pages 521–538.
- Roberts, D (2010), “Prioritizing climate change adaptation and local level resiliency in Durban, South Africa”, *Environment and Urbanization* Vol 22, No 2, October, pages 397–413.
- Roberts, D, R Boon, N Diederichs, E Douwes, N Govender, A Mcinnes, C Mclean, S O’Donoghue and M Spires (2012), “Exploring ecosystem-based adaptation in Durban, South Africa : ‘learning-by-doing’ at the local government coal face”, *Environment and Urbanization* Vol 24, No 1, April, pages 1–29.
- Sagoff, M (2012), “The rise and fall of ecological economics”, *Breakthrough Journal*, January, available at <http://thebreakthrough.org/index.php/journal/past-issues/issue-2/the-rise-and-fall-of-ecological-economics/>, 14 pages.
- Satterthwaite, D, S Huq, H Reid, M Pelling, M Romero-Lankao and P Romero-Lankao (2009), “Adapting to climate change in urban areas: the possibilities and constraints in low- and middle-income nations”, in J Bicknell, D Dodman and D Satterthwaite (editors) (2009), *Adapting Cities to Climate Change: Understanding and Addressing the Development Challenge*, Earthscan, London, pages 3–50.
- Schulze, R, B Hewitson, K Barichievy, M Tadross, R Kunz, M Horan and T G Lumsden (2010), *Methodological Approaches to Assessing Eco-Hydrological Responses to Climate Change in South Africa*, Water Research Commission Report 1562/1/10, WRC, Pretoria, South Africa (n.p.).
- Schulze, R E, S A Lorentz, W Kienzle and L Perks (2004), “Case study 3: Modelling the impacts of land use and climate change on hydrological response in the mixed, underdeveloped/developed Mgeni catchment, Southern Africa”, in P Kabat, M Claussen, P A Dirmeyer, J H C Gash, L Bravo de Guenni, M Meybeck, R A Pielke Sr, C J Vörösmarty, R W A Hutjes and S Lütkenmeier (editors), *Vegetation*,

- Water, Humans and the Climate: A New Perspective on an Interactive System*, Springer, Heidelberg, Germany, pages 441–453.
- Stafford, M, L Horrocks, A Harvey and C Hamilton (2011), “Re-thinking adaptation in a 4°C world”, *Philosophical Transactions of the Royal Society* Vol 369, pages 196–216.
- Stainforth, D, T Downing, R Washington, A Lopez and M New (2007), “Issues in the interpretation of climate model ensembles to inform decisions”, *Philosophical Transactions of the Royal Society* Vol 365, pages 2163–2177.
- Stern, N, S Peters, V Bakhshi, A Bowen, C Cameron, S Catovsky, D Crane, S Cruickshank, S Dietz, N Edmonson, S-L Garbett, L Hamid, G Hoffman, D Ingram, B Jones, N Patmore, H Radcliffe, R Sathiyarajah, M Stock, C Taylor, T Vernon, H Wanjie and D Zenghelis (2006), *Stern Review: The Economics of Climate Change*, HM Treasury, London 575 pages.
- Stiglitz, J, A Sen and J-P Fitouss (2010), “Mismeasuring our lives. Why GDP doesn’t add up”, Commission on the Measurement of Economic Performance and Social Progress (France), The New Press, New York, 136 pages.
- Summerton, M J and R E Schulze (2009), “Hydrological consequences of a changing climate: the Umgeni Water utility case study”, in H J Liebscher, *The Role of Hydrology in Water Resources Management*, Proceedings of the conference held on Capri, Italy, October 2008, Institute of Hydrology publication No 327, Wallingford, Oxon, pages 237–246.
- TEEB (The Economics of Ecosystems and Biodiversity) (2010), *The Economics of Ecosystems and Biodiversity: for Local and Regional Policy Makers*, Progress Press, Malta, 212 pages.
- Tol, R (1995), “The damage costs of climate change toward more comprehensive calculations”, *Environmental and Resource Economics* Vol 5, pages 353–374.
- Tol, R (2002), “Estimate of the damage costs of climate change”, *Environmental and Resource Economics* Vol 21, pages 47–73.
- Umgeni Water (2010), “Assessment of the potential impacts of a changing climate on hydrology and water supply at Umgeni Water planning services”, prepared by M J Summerton, Report No 4601/R001/2010, August, 38 pages.
- UNDP (2007), *Human Development Report 2007/08*, Palgrave MacMillan, New York, 399 pages.
- UNEP (2011), “Towards a green economy: pathways to sustainable development and poverty eradication”, 21 February, available at http://www.unep.org/greeneconomy/Portals/88/documents/ger/GER_synthesis_en.pdf.
- Vignolla, R, B Locatelli, C Martinez and P Imbach (2009), “Ecosystem-based adaptation to climate change: what role for policy makers, society and scientists?”, *Mitigation, Adaptation, Strategic Global Change* Vol 14, pages 691–696.
- World Bank (2006), *Investment Framework for Clean Energy and Development*, World Bank, Washington DC, 108 pages.
- World Bank (2010), “The cost to developing countries of adapting to climate change: new methods and estimates”, Global Report on the Economics of Adaptation to Climate Change Study Consultation Draft, World Bank, Washington DC, 98 pages.
- World Wide Fund for Nature (WWF) (2011), *The Energy Report: 100 Per Cent Renewable Energy by 2050*, World Wide Fund for Nature, Wageningen, 256 pages.